NUX

B-2

2.4GHz Wireless System

WARNING

To reduce the risk of fire or electric shock, do not expose this appliance to rain or moisture.

CAUTION

This equipment has been tested and found to comply with the limits for a Class B digital device pursuant to Part 15 of FCC Rules. Operation is subject to the following two conditions: (1) This device may not cause harmful interference, and (2) this device must accept any interference received, including interference that may cause undesired operation.

The lightning symbol within a triangle means, “Electrical caution!” It indicates the presence of information about operating voltage and potential risks of electrical shock.

The exclamation point within a triangle means, “Caution!” Please read the information next to all caution signs.

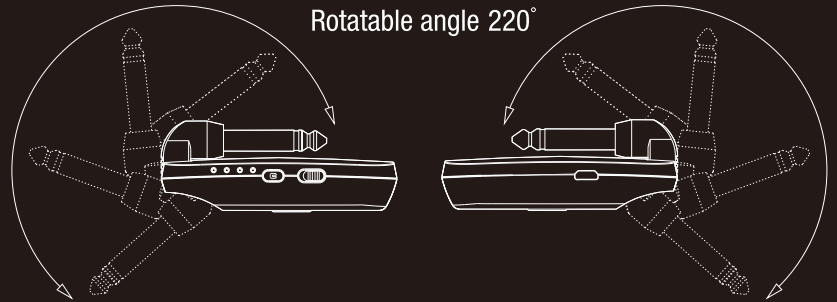

Contents

System Overview 02
2.4GHz Wireless 03
Getting Started 06
What's more 11
Specification 14

System Overview

- 32 bit/ 48KHz Hi-Res sound quality
- Super Low Latency: < 5ms
- Range: ≥100 feet Line-0-site outdoors
- Frequency Response: 20-20KHz, +1dB/-3dB
- Operating Band: 2.4GHz ISM Worldwide
- THD+ Noise: <0.05% (1KHz@-10dbFS)
- 4 Channels
- Auto Sleep/Wake Up mode: The transmitter will enter to Sleep Mode if there is no signal for 10 seconds.
- Battery Run Time: 6-20 Hours (depends on the operating situation)

2.4GHz Wireless

Since the B-2 is a 2.4GHz wireless system, please avoid placing the transmitter and receiver next to other RF transmitting equipment. We recommend that you install the B-2 Transmitter and Receiver at least 3 meters(10 ft) away from RF transmitters, i.e. Wi-Fi routers.

Notice: If the environment is full of RF transmitters, sometimes B-2 will meet interference.

2.4GHz Wireless

You could check 2.4GHz environment on smart phones via these applications:

iOS

WiPry

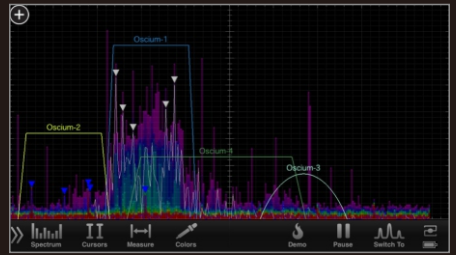

2.4GHz Wireless

Android

Wifi Analyzer

Getting Started

1.Charge the battery of Transmitter and Receiver.

If the device is turned “OFF”, while charging the device will show battery status while charging as below:

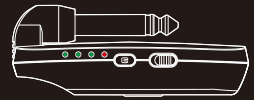

Low Battery

Around 50% Battery

Around 75% Battery

Approach to 100% Battery

NOTE:

The duo pin USB cable is mainly for charging, please use this to connect with the device as bleow:

If the device is turned “ON”, while charging the device will show red to remind you in charging. Red light will turn off while full battery.

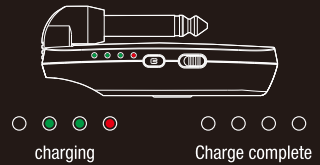

NOTE:

Our product uses Li-polymer battery, before using the product, please charge the battery first. When not using for a long period, charge or activate it in 3 months.

2.Plug the transmitter into a guitar.

The transmitter will flash 5 times to enter transmitting status. The LED indicator is “ON” while transmitting.



3.Plug the receiver into an amplifier or EFX unit.

The receiver will flash 5 times to enter receiving status. The LED indicator is “ON” while receiving stably, the LED indicator will flash if the signal is too weak.



4.Set up the transmitter and receiver are in the same channel.

Press the channel button could choose channel number. The LED indicator will show channel status, please make sure transmitter channel matches receiver channel.

***Note:** The preset is channel 1 while you turn on the device. We suggest you use channel 1 if you don’t meet any RF interference.

Notice: While “Low Battery”, the Red LED will flash, then the device will run out of battery in 10 minutes.

What’s more

1.The B-2 transmitter could send the signal to several B-2 receivers, you could use that to connect to 2 amplifiers as stereo while you play on stage.

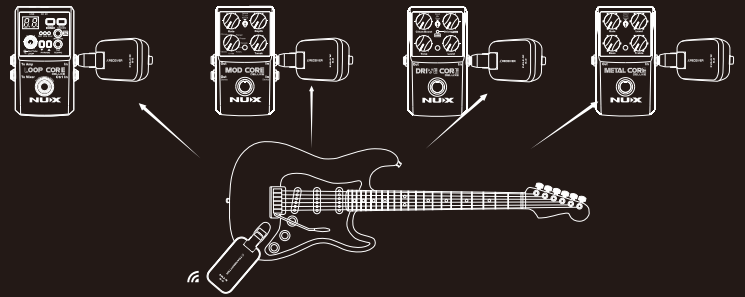

What’s more

2.The B-2 wireless system has great incorporation design, it’s compact and easy to put into your guitar bag or pedal board.

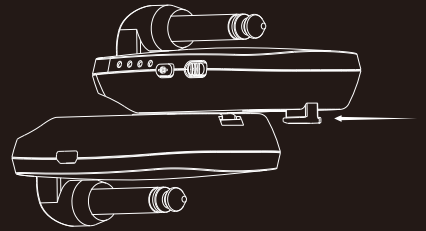

What’s more

3.The structure is perfect to put on Stratocaster even with whammy bar.
*Stratocaster is the trade mark belong to Fender brand.

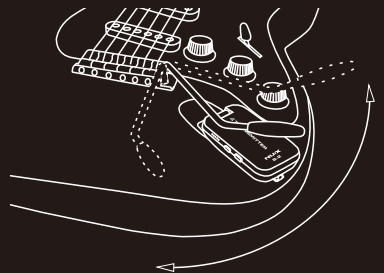

Specification

- Input Impedance: 1MΩ
- Built-in Li-on battery: 750mAh
- Frequency response: 20Hz-20kHz
- 2.4GHz ISM band
- Dimensions: 73(L)x40(W)x55(H)mm
- Weight: 57g

Accessories: User manual, USB charging line

*Specifications and appearance subject to change without notice.

CE mark for European Harmonized Standards

CE Mark which is attached to our company's products of Battery mains the product is in fully conformity with the harmonized standard(s) EN 61000-6-3:2007+A1:2011 & EN 61000-6-1:2007 Under the Council Directive 2004/108/EC on Electromagnetic Compatibility.

©2017 Cherub Technology-All rights reserved. No part of this publication may be reproduced in any form without prior written permission of Cherub Technology.

www.nuxefx.com

Made in China